

ORDINANCE NO. 2019-078

ORDINANCE APPROVING AND ADOPTING THE BUDGET FOR THE SPECIAL REVENUES FUND OF THE CITY OF HIALEAH, FLORIDA, FOR FISCAL YEAR 2020, COMMENCING ON OCTOBER 1, 2019 AND ENDING ON SEPTEMBER 30, 2020; REPEALING ALL ORDINANCES OR PARTS OF ORDINANCES IN CONFLICT HERewith; PROVIDING PENALTY FOR VIOLATION HEREOF; PROVIDING FOR A SEVERABILITY CLAUSE; AND PROVIDING FOR AN EFFECTIVE DATE.

WHEREAS, the Mayor of the City of Hialeah, Florida has submitted an Annual Budget for the City of Hialeah with reasonable appropriations for all estimated expenditures necessary to carry on city government for Fiscal Year 2020; and

WHEREAS, the City's Annual Budget for Fiscal Year 2020 is comprised of a budget for each of the following funds: General Fund, Public Works Fund, Streets Fund, Stormwater Fund, Special Revenues Fund, Capital Projects Fund and Debt Service Fund; and

WHEREAS, the annual budget for the Special Revenues Fund shows reasonable appropriations for all program expenses anticipated for Fiscal Year 2020; and

WHEREAS, the Special Revenues Fund budget, including budgeted revenues and expenditures, has been submitted to the City Council; and

WHEREAS, all applicable legal requirements pertaining to public notices and hearings have been satisfied within specified deadlines and prior to final adoption of this ordinance; and

WHEREAS, the City Council has examined and carefully considered the proposed budget at duly assembled meetings.

NOW, THEREFORE, BE IT ORDAINED BY THE MAYOR AND CITY COUNCIL OF THE CITY OF HIALEAH, FLORIDA, THAT:

Section 1: The Special Revenues Fund budget in the total amount of \$24,826,033, as provided for in the Annual Budget for the City of Hialeah, Florida for Fiscal Year 2020, commencing on October 1, 2019 and ending on September 30, 2020, and incorporated in this Ordinance by reference, is hereby confirmed, approved and adopted in all respects.

Section 2: Repeal of Ordinances in Conflict.

All ordinances or parts of ordinances in conflict herewith are hereby repealed to the extent of such conflict.

Section 3: Penalties.

Any person, business, association, corporation, partnership or other legal entity who violates any of the provisions of this ordinance shall be assessed a civil penalty, up to a maximum of \$500.00, within the discretion of the court or administrative tribunal having jurisdiction. Each day that a violation continues shall constitute a separate violation.

Section 4: Severability Clause.


If any phrase, clause, sentence, paragraph or section of this ordinance shall be declared invalid or unconstitutional by the judgment or decree of a court of competent jurisdiction, such invalidity or unconstitutionality shall not affect any of the remaining phrases, clauses, sentences, paragraphs or sections of this ordinance.

Section 5: Effective Date.

This ordinance shall become effective when passed by the City Council and signed by the Mayor or at the next regularly scheduled City Council meeting, if the Mayor's signature is withheld or if the City Council overrides the Mayor's veto.

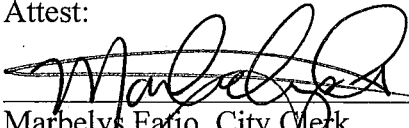
PASSED and ADOPTED this 23 day of September, 2019.

THE FOREGOING ORDINANCE
OF THE CITY OF HIALEAH WAS
PUBLISHED IN ACCORDANCE
WITH THE PROVISIONS OF
FLORIDA STATUTE 166.041
PRIOR TO FINAL READING.




Vivian Casals-Muñoz
Council President

Attest:




Marbelys Fatjo, City Clerk

Approved on this 25 day of September, 2019.



Mayor Carlos Hernandez

Approved as to form and legal sufficiency:



Lorena Bravo, City Attorney

S:\LEB\LEGISLATION\2019\ORDINANCES\FY20-Budget Ordinances\budgetspecialrevenuefunds2020.docx
9/5/2019 12:50 PM

Ordinance was adopted by a 6-0-1 vote with Councilmembers, Caragol, Zogby, Hernandez, Casals-Munoz, Garcia-Martinez and Cue-Fuente voting "Yes", and with Councilmember Lozano absent.

| BUDGET SUMMARY CITY OF HIALEAH, FLORIDA - FISCAL YEAR 2019-2020 THE PROPOSED OPERATING BUDGET EXPENDITURES OF THE CITY OF HIALEAH ARE 8.5% MORE THAN LAST YEAR'S TOTAL OPERATING EXPENDITURES | | | | | RESUMEN DEL PRESUPUESTO CIUDAD DE HIALEAH, FLORIDA-AÑO FISCAL 2019-2020 EL PRESUPUESTO OPERACIONAL SUGERIDO DE LA CIUDAD DE HIALEAH ES 8.5% MAS QUE EL TOTAL DEL LOS GASTOS OPERACIONALES DEL AÑO ANTERIOR | | | | |
|---|----------------------|----------------------|----------------------|---------------------|--|--------------------------|-----------------------|----------------------|--|
| Millage Per \$1,000 General Fund: 6.3018 | General Fund | Public Works Fund | Streets Fund | Stormwater Fund | Special Revenue Funds | Capital Project Funds | Debt Service Funds | Total All Funds | |
| ESTIMATED REVENUES | | | | | | | | | |
| Taxes: | Millage Per: \$1,000 | | | | | | | | |
| Ad Valorem taxes | 6.3018 | \$67,686,608 | - | - | - | - | - | \$67,686,608 | |
| Franchise Taxes | | \$13,740,000 | - | - | - | - | \$2,218,349 | \$15,958,349 | |
| Utility Taxes | | \$21,773,000 | - | - | \$3,600,000 | - | - | \$25,373,000 | |
| Fines and Forfeitures | | \$2,016,000 | - | - | - | - | - | \$2,016,000 | |
| State and local shared revenues | | \$30,542,000 | - | \$8,986,462 | - | - | \$3,911,041 | \$48,251,291 | |
| Licenses and Permits | | \$7,668,000 | - | - | \$8,025,000 | - | - | \$15,693,000 | |
| Charges for Services | | \$1,597,000 | \$90,246,249 | - | \$6,601,889 | - | - | \$98,445,138 | |
| Government grants and other revenues | | \$7,511,392 | \$25,698,786 | \$1,236,069 | \$5,387,356 | \$9,475,854 | - | \$49,309,457 | |
| TOTAL SOURCES | | \$152,534,000 | \$115,945,035 | \$10,222,531 | \$3,600,000 | \$24,826,033 | \$9,475,854 | \$322,732,843 | |
| Transfers In | | - | - | - | - | - | - | \$0 | |
| Reserves | | - | - | - | - | - | - | \$0 | |
| Fund Balance/Net Assets | | \$5,100,000 | - | - | - | - | - | \$5,100,000 | |
| TOTAL - REVENUE, TRANSFERS, AND BALANCES | | \$157,634,000 | \$115,945,035 | \$10,222,531 | \$3,600,000 | \$24,826,033 | \$9,475,854 | \$327,832,843 | |
| EXPENDITURES | | | | | | | | | |
| Police Department | | \$60,206,766 | - | - | \$524,312 | - | - | \$60,731,078 | |
| Fire Department | | \$43,184,076 | - | - | \$5,850,345 | - | - | \$49,034,421 | |
| 911 Communications Division | | \$5,652,287 | - | - | \$1,145,409 | - | - | \$6,797,696 | |
| Education & Community Services | | \$2,470,848 | - | - | \$2,217,635 | - | - | \$4,688,483 | |
| Library Division | | \$1,865,497 | - | - | - | - | - | \$1,865,497 | |
| Streets Division | | - | \$10,222,531 | - | - | \$9,475,854 | \$3,911,041 | \$23,609,426 | |
| Stormwater Division | | - | - | - | \$3,600,000 | - | - | \$3,600,000 | |
| Fleet Maintenance Division | | \$3,939,693 | - | - | - | - | - | \$3,939,693 | |
| Transit Division | | - | - | - | \$4,811,788 | - | - | \$4,811,788 | |
| Construction & Maintenance | | \$3,401,060 | - | - | - | - | - | \$3,401,060 | |
| Parks & Recreation | | \$11,787,647 | - | - | \$1,500,000 | - | - | \$13,287,647 | |
| Milander Auditorium | | \$979,915 | - | - | - | - | - | \$979,915 | |
| Communications and Special Events | | \$1,484,968 | - | - | - | - | - | \$1,484,968 | |
| Human Resources | | \$1,097,447 | - | - | - | - | - | \$1,097,447 | |
| Finance Department | | \$2,228,015 | - | - | - | - | - | \$2,228,015 | |
| Community Development | | \$2,927,308 | - | - | \$6,125,000 | - | - | \$9,052,308 | |
| Office of The Mayor | | \$658,747 | - | - | - | - | - | \$658,747 | |
| Information Technology | | \$2,738,169 | - | - | - | - | - | \$2,738,169 | |
| Office of Retirement | | \$830,198 | - | - | - | - | - | \$830,198 | |
| Office of Management & Budget | | \$405,667 | - | - | - | - | - | \$405,667 | |
| Affordable Housing | | - | - | - | \$2,651,544 | - | - | \$2,651,544 | |
| Office of the City Clerk | | \$1,899,238 | - | - | - | - | - | \$1,899,238 | |
| Law Department | | \$1,812,318 | - | - | - | - | - | \$1,812,318 | |
| Risk Management | | \$512,642 | - | - | - | - | - | \$512,642 | |
| General Government | | \$7,551,494 | - | - | - | - | \$2,218,349 | \$9,769,843 | |
| Solid Waste Division | | - | \$19,116,624 | - | - | - | - | \$19,116,624 | |
| Water & Sewer Combined Services | | - | \$21,189,648 | - | - | - | - | \$21,189,648 | |
| W&S Reverse Osmosis Water Plant | | - | \$10,640,100 | - | - | - | - | \$10,640,100 | |
| Water Utility Services | | - | \$20,023,834 | - | - | - | - | \$20,023,834 | |
| Sewer Utility Services | | - | \$44,974,829 | - | - | - | - | \$44,974,829 | |
| TOTAL EXPENDITURES | | \$157,634,000 | \$115,945,035 | \$10,222,531 | \$3,600,000 | \$24,826,033 | \$9,475,854 | \$327,832,843 | |
| Transfers Out | | - | - | - | - | - | - | \$0 | |
| TOTAL - APPROPRIATED EXPENDITURES, TRANSFERS, RESERVES AND BALANCES | | \$157,634,000 | \$115,945,035 | \$10,222,531 | \$3,600,000 | \$24,826,033 | \$9,475,854 | \$327,832,843 | |

THE TENTATIVE, ADOPTED, AND/OR FINAL BUDGETS ARE ON FILE IN THE OFFICE OF THE CITY CLERK OF THE ABOVE MENTIONED TAXING AUTHORITY AS A PUBLIC RECORD.